

Measurement Guide for Pantry/Cabinet/Under bench

- ➔ Cabinet ref. (if more than one being measured) _____
- 1 Internal cabinet width (wall to wall): _____ mm
 - 2 Internal cabinet depth (back to front edge): _____ mm
 - 3 Internal cabinet height: _____ mm
 - 4 Door obstruction: _____ mm
 - 5 Hinge block thickness: _____ mm
 - 6 Number of door(s): _____
 - 7 If shelves fixed, distance in between: _____, _____, _____, _____ mm
 - 8 Total number of shelves, inc. base of cabinet: _____

TIPS

Don't measure the shelf depth, it's likely to be less than overall depth

Remove all adjustable shelves to maximise storage

If your cabinet width has a "5 or 6" at the end eg: 565mm, please check again (most end in an "8")

Door obstruction is very important to help us determine what clearances you need for the slides

Are there any skirting boards, handles or other obstructions that your cabinet door "hits" when opening?

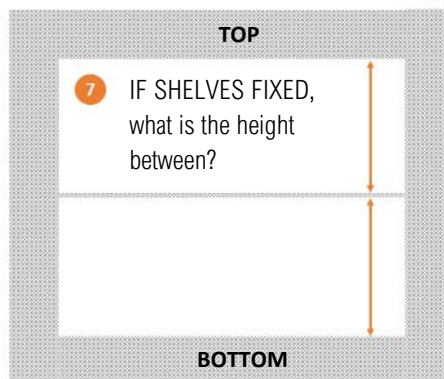
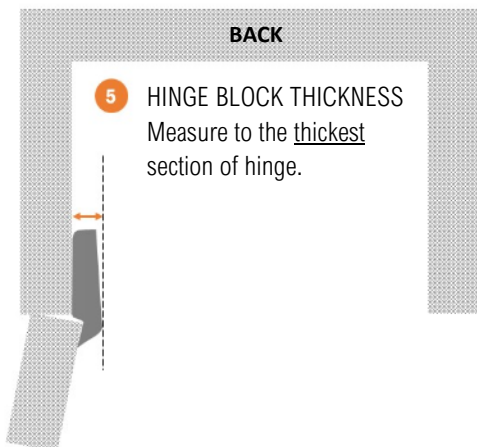
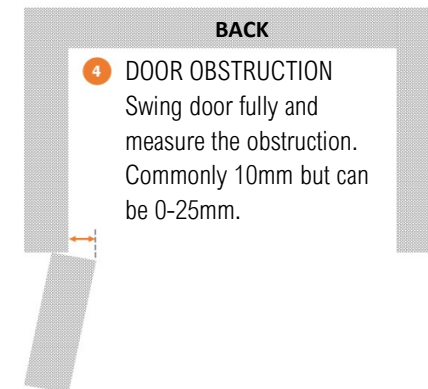
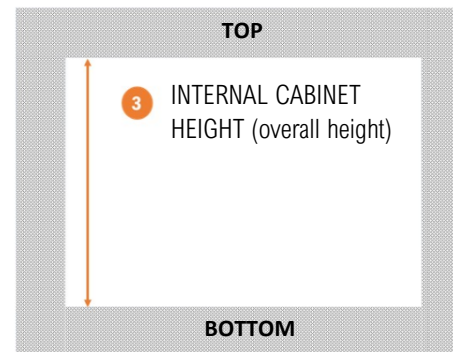
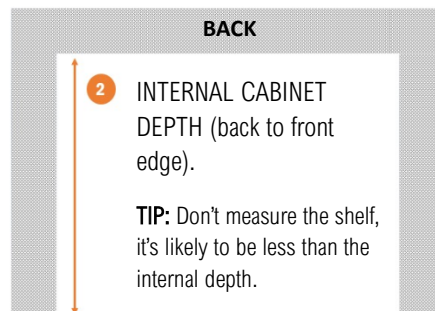
FAQ

Do you offer a measure service? Yes! We offer a measure service in most metropolitan areas across Australia (fees apply).

Are your products easy to install? Most of our products are easy to install. Step-by-step installation guides are supplied. However we are here to help should you need us!

Do you offer an installation service? Yes! Installation is available in most metropolitan cities (prices vary in complexity of installation).

Email your measurements to info@tansel.com.au for product advice. (02) 9440 9800 www.tansel.com.au



OTHER OBSTRUCTIONS?

If your cabinet has obstructions, like pipes or an irregular shape, please send a photo or provide hand sketch. Also note if you have doors that do not fully open.

It's important to advise if there are any skirting boards, handles or other obstructions that your cabinet door "hits" when opening.