

# Measurement Guide... Let's Get Started!

- ➔ Cabinet ref. (if more than one being measured) \_\_\_\_\_
- 1 Internal cabinet width (wall to wall): \_\_\_\_\_mm
- 2 Internal cabinet depth (back to front edge): \_\_\_\_\_mm
- 3 Internal cabinet height: \_\_\_\_\_mm
- 4 Door obstruction: \_\_\_\_\_ mm
- 5 Hinge block thickness: \_\_\_\_\_mm
- 6 Number of door(s): \_\_\_\_\_
- 7 If shelves fixed, distance in between: \_\_\_\_\_, \_\_\_\_\_, \_\_\_\_\_, \_\_\_\_\_ mm
- 8 Total number of shelves, inc. base of cabinet: \_\_\_\_\_

## FAQ

### Do you offer a measure service?

We offer a measure service in most metropolitan areas across Australia (fees apply).

### Do you offer an installation service?

Installation is available in most metropolitan cities and prices vary in complexity of installation.

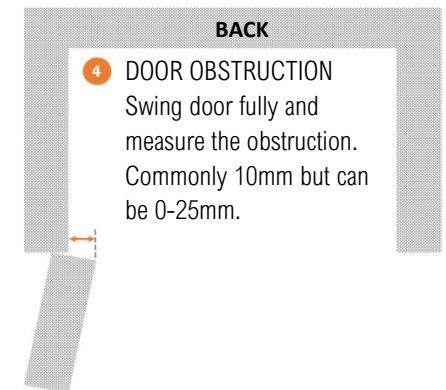
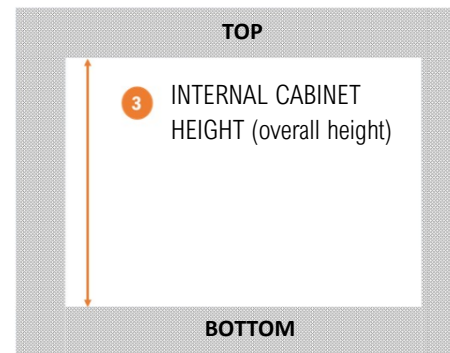
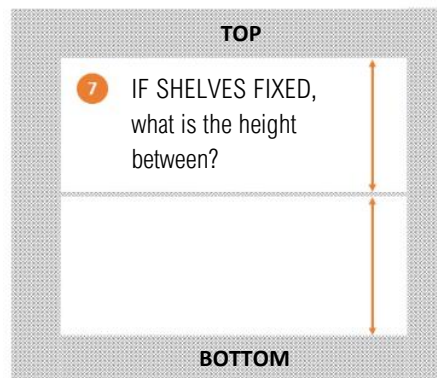
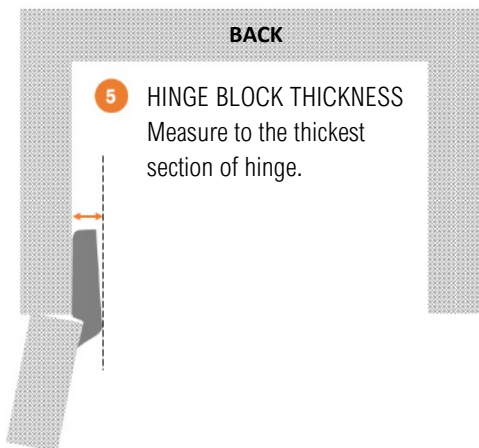
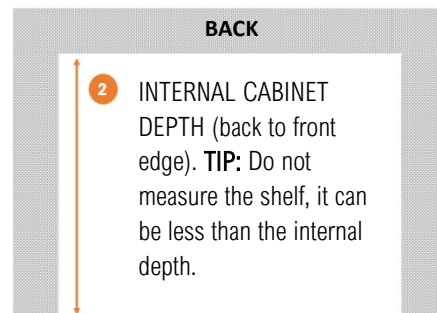
### Are your products easy to install?

Most product options are easy to install and step-by-step installation guides are supplied.

### Useful Links

- How to Measure Correctly (video clip) <https://youtu.be/uIOBeeDNIU8>
- 3 Steps To Transform Your Storage (blog) <https://www.tansel.com.au/2020/04/03/3-steps-to-transform-your-storage/>
- Measurement and Installation options (web page) <https://www.tansel.com.au/installation/>

Email your measurements to [info@tansel.com.au](mailto:info@tansel.com.au) for product advice. (02) 9440 9800 [www.tansel.com.au](http://www.tansel.com.au)



## OTHER OBSTRUCTIONS?

If your cabinet has obstructions, like pipes or an irregular shape, please send a photo or provide hand sketch. Also note if you have doors that do not fully open.